

Gaston County Schools
Operations Committee
Monday, March 31, 2025

MINUTES

The Operations Committee met on Monday, March 31, 2025 at 8:30 a.m. in the Central Office Board Room, 943 Osceola Street, Gastonia, NC. Those Board Members in attendance were: Chairman Brent Moore, Dot Cherry, Lee Dedmon, and Tod Kinlaw (absent).

Additional attendees included: BOE Chairman Josh Crisp, Superintendent Dr. Morgen A. Houchard, Attorney Sonya McGraw, Associate Superintendents Gary Hoskins and Tonya Kales, Assistant Director of Finance James Beckford, Executive Director Beth Suber, Assistant Superintendent Bessie Harvey, Chief Communications Officer Todd Hagans, Chief Technology Officer Curtis Poplin, and Board Clerk Dana Luoto.

Chairman Moore called the meeting to order at 8:35 a.m. and welcomed everyone.

Approval/Correction of Minutes

Motion to adopt minutes of March 3, 2025 as presented was made by Mr. Lee Dedmon; seconded by Ms. Dot Cherry; motion carried unanimously. (3-0)

Technology Support Services Update

Chief Technology Officer Curtis Poplin presented information on the transition from PowerSchool to Infinite Campus which is a State driven mandate. Meetings are underway with all departments who use PowerSchool to prepare for the conversion to Infinite Campus with DPI's support. Data Managers are receiving monthly support meetings that are critical to the success of this project.

Human Resources Updates

Executive Director Beth Suber reported that Human Resources is in the process of transitioning to Bchex for pre-employment background screenings. This process is just as rigorous as our current company but with a faster turn-around time.

Potential Mural at Ida Rankin Elementary School

Assistant Superintendent, Bessie Harvey presented information on a mural at Ida Rankin Elementary School. The mural will be painted on the back wall of the school and the work will be completed by Hand in Hand. A five-year easement is requested to ensure that the City of Mt. Holly will maintain the mural during this time.

Motion

The Motion was made by Mr. Lee Dedmon; seconded by Ms. Dot Cherry that the Board

Approve Ida Rankin Mural Easement to be placed on the Consent Agenda for the April 14, 2025 Board Meeting

A vote was taken and motion to approve the item as presented carried unanimously. (3-0)

School Bond Proceeds Update

Ms. Harvey presented information concerning school bond proceeds. The County informed us that we will be receiving approximately \$4M from bond interest that must be spent prior to July 1, 2025. The County Commissioners will allocate this money at their April Board Meeting. Staff is currently looking at projects that can be completed prior to this deadline.

Out of County Tuition

Associate Superintendent Gary Hoskins presented a PowerPoint on Out of County Tuition.

(View PowerPoint)

Superintendent's Local Budget Request

Mr. Hoskins presented a PowerPoint on the Superintendent's Budget Request 2025-2026. This PowerPoint was presented to the County Commissioners on April 1, 2025.

(View PowerPoint)

Contract Approvals

The following contracts were reviewed and recommended to be placed on the Consent Agenda:

- Microsoft Software Agreement
- Bus Planner Renewal – Sole Source

Motion

The Motion was made by Ms. Dot Cherry; seconded by Mr. Lee Dedmon that the Board

Approve Contracts to be placed on the Consent Agenda for the April 14, 2025 Board Meeting

A vote was taken and motion to approve the item as presented carried unanimously. (3-0)

Meeting Schedule

The next Operations Committee Meeting is scheduled for May 5, 2025 in the Central Office Board Room beginning at 8:30 a.m.

Adjournment

All business being conducted, Motion to adjourn was made by Ms. Dot Cherry; seconded by Mr. Lee Dedmon motion carried unanimously. (3-0)

The Operations Committee Meeting adjourned at 9:49 a.m.

Approved:

A handwritten signature in dark ink, appearing to be "Brent Moore", written over a horizontal line.

Brent Moore, Chairman

Date Approved: 5-5-2025

Finance Updates

*Gary Hoskins
Associate Superintendent and CFO*

Out of County Tuition

- Calculated based on current local operating appropriation and month 2 ADM
- \$55.6 million / 29,928 = **\$1,858**
- **28 students** paying out of county tuition
- State PPE = additional **\$7,507**
- **No students** paying out of state tuition

Superintendent's Budget Request 2025-2026

Will be Presented to the
County Commissioners
on April 1st.

GASTON COUNTY SCHOOLS



BUDGET REQUEST 2025-2026

Morgen A. Hauchard, Ed.D.
Superintendent
943 Osceola Street - P.O. Box 1397
Gastonia, NC 28053

www.gaston.k12.nc.us



GASTON COUNTY SCHOOLS

56
Schools

31,011
Pre-Kindergarten -
High School
Students

15,000
Students Transported
Daily

Scholarship money offered
to graduates to the
Class of 2024 : More than
\$28.3 million

86.7%
Graduation
Rate

More than
3,800
Employees

17
School Choice / Magnet
School Programs

1.9 million Breakfasts
3.7 million Lunches
Served Annually



Average Years of Experience for Teachers
8.6

AT A GLANCE



1,950
Classroom Teachers

7,720 CTE Credentials
earned by students in
2022-2023

Met or exceeded academic
growth expectations
27 schools

10th
Largest School District in
the State

Number of Graduates in the
Class of 2024
2,229

59
Different
Languages Spoken
by Students

1:1
Student to
Device
Ratio

3,039
Academically and Intellectually
Gifted Students

2nd
Largest
Employer in
Gaston County

County Funding

Types of County Funding for GCS

- Operating Funds
- Capital Maintenance Funds
- School Bond Proceeds and Payments
- County School Resource Officers
- Commissioners' School



4

County Funding

Types of County Funding for GCS

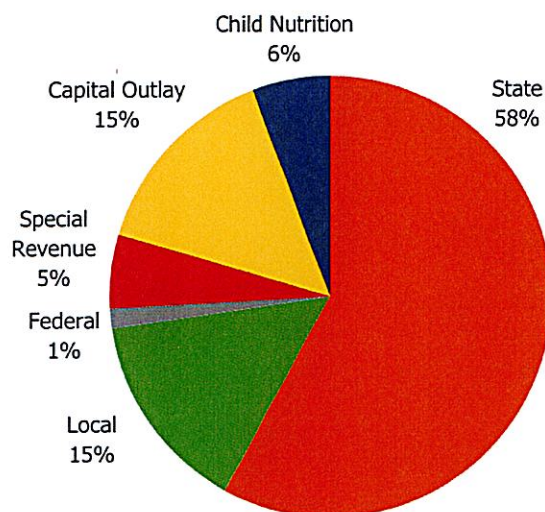
- Operating Funds
- Capital Maintenance Funds



4

Revenues by Source

State	\$220,909,905
Local	\$56,401,704
Federal	\$5,653,326
Special Revenue	\$20,475,555
Capital Outlay	\$56,136,406
Child Nutrition	\$21,798,500
Total	\$381,375,396



Local Per Pupil Expenditure Ranking*

School District	2019-2020	2020-2021	2021-2022	2022-2023	2023-2024
Brunswick County	19	13	20	16	20
Iredell-Statesville	70	54	55	41	29
Union County	30	37	32	36	37
Onslow County	42	34	68	67	39
Johnston County	74	85	82	68	44
Cabarrus County	39	30	33	46	48
Cleveland County	68	46	53	52	76
Lincoln County	83	80	92	87	79
Catawba County	66	71	81	86	80
Gaston County	71	70	84	85	85
Alamance County	57	55	62	55	89

Source: DPI Table 25 - Per Pupil Expenditure Ranking (Child Nutrition Excluded)

*Out of 115 School Districts in the State of North Carolina

Peer Group Local Funding Comparison

County	Per Capita Income ¹	K-12 Funding ²	Property Tax Levy ²	K-12 Funding/Property Tax Levy
Gaston	\$49,674	\$53,000,000	\$202,400,000	26.2%
Peer Group				
Alamance	\$48,980	\$48,800,000	\$109,100,000	44.7%
Brunswick	\$58,281	\$54,400,000	\$172,100,000	31.6%
Cabarrus	\$54,754	\$97,500,000	\$239,700,000	40.7%
Catawba	\$55,223	\$44,000,000	\$121,600,000	36.2%
Cleveland	\$45,126	\$28,397,362	\$77,200,000	36.8%
Iredell	\$64,437	\$72,000,000	\$204,200,000	35.3%
Johnston	\$49,672	\$88,500,000	\$189,600,000	46.7%
Lincoln	\$58,227	\$26,800,000	\$94,700,000	28.3%
Onslow	\$51,585	\$73,997,000	\$137,200,000	53.9%
Union	\$67,641	\$122,700,000	\$235,600,000	52.1%
Average Peer Group	\$55,393	\$65,709,436	\$158,103,900	41.6%

Source: NCACC County Map Book, 2024

¹Per Capita Income is for 2022

²K-12 Funding and Property Tax Levy is for 2023-2024

Peer Group Local Funding Comparison

County	Per Capita Income ¹	K-12 Funding ²	Property Tax Levy ²	K-12 Funding/Property Tax Levy
Gaston	\$49,674	\$53,000,000	\$187,130,714	28.3%
Peer Group				
Alamance	\$48,980	\$48,800,000	\$108,617,789	44.9%
Brunswick	\$58,281	\$54,400,000	\$166,709,460	32.6%
Cabarrus	\$54,754	\$83,100,000	\$236,516,760	35.1%
Catawba	\$55,223	\$31,200,000	\$118,069,000	26.4%
Cleveland	\$45,126	\$28,400,000	\$76,171,624	37.3%
Iredell	\$64,437	\$52,400,000	\$203,227,660	25.8%
Johnston	\$49,672	\$88,500,000	\$191,821,000	46.1%
Lincoln	\$58,227	\$26,800,000	\$91,168,700	29.4%
Onslow	\$51,585	\$74,000,000	\$137,238,653	53.9%
Union	\$67,641	\$110,000,000	\$230,407,828	47.7%
Average Peer Group	\$55,393	\$59,760,000	\$155,994,847	38.3%

Source: NCDPI Statistical Profile - Table 30, and County Budget Ordinances

¹Per Capita Income is for 2022

²K-12 Funding and Property Tax Levy is for 2023-2024

Peer Group Local Funding Comparison

County	Per Capita Income ¹	K-12 Funding ²	Property Tax Levy ²	K-12 Funding/Property Tax Levy
Gaston	\$49,674	\$53,000,000	\$187,130,714	28.3%
Peer Group				
Alamance	\$48,980	\$48,800,000	\$108,617,789	44.9%
Brunswick	\$58,281	\$54,400,000	\$166,709,460	32.6%
Cabarrus	\$54,754	\$83,100,000	\$236,516,760	35.1%
Catawba	\$55,223	\$31,200,000	\$118,069,000	26.4%
Cleveland	\$45,126	\$28,400,000	\$76,171,624	37.3%
Iredell	\$64,437	\$52,400,000	\$203,227,660	25.8%
Johnston	\$49,672	\$88,500,000	\$191,821,000	46.1%
Lincoln	\$58,227	\$26,800,000	\$91,168,700	29.4%
Onslow	\$51,585	\$74,000,000	\$137,238,653	53.9%
Union	\$67,641	\$110,000,000	\$230,407,828	47.7%
Average Peer Group	\$55,393	\$59,760,000	\$155,994,847	38.3%


Source: NCDPI Statistical Profile - Table 30, and County Budget Ordinances

¹Per Capita Income is for 2022

²K-12 Funding and Property Tax Levy is for 2023-2024

Use of County Funds

- Salary supplements - Teachers, Principals and APs
- Maintenance and custodial personnel
- Supplies and materials
- Student technology
- Utilities and insurance
- School Resource Officers
- Athletics and arts programs
- Charter school payments



Gaston County Schools FY 2025–2026 Local Funding Expansion Request

Gaston County Schools Funding Request

Recommendation Item	Expenditures		
	Ongoing	New	Total
Ongoing Expenditures			
Inflation Supplies and Contracted Services	\$ 315,000	-	\$ 315,000
State Increase in Employee Compensation	540,000	-	540,000
New Expenditures			
Teacher Salary Supplement Increase	\$ -	\$ 3,600,000	\$ 3,600,000
Total	\$ 855,000	\$ 3,600,000	\$ 4,455,000

Operating Request

\$315,000

Inflation Supplies and Contracted Services

- 2024 core inflation rate of 2.5%
- 2025 projected core inflation rate of **2.0%**
- 2025 projected supplies and contracted services of **\$15.7M**

Operating Request

\$540,000

State Increase in Employee Compensation

- There is no State budget for 2025-26
- The State increased employee compensation by 3% for FY 2024-25
- We are budgeting a 3% increase for 2025-26
- Local payroll is projected to be \$17.9M

Operating Request

\$3,600,000

Teacher Salary Supplement Increase

- Increases have averaged \$500,000 per year
- The average teacher supplement is \$3,860
- An increase of \$3.6M will align GCS with the teacher supplements of our peer group school districts
- Essential for teacher recruitment and retention

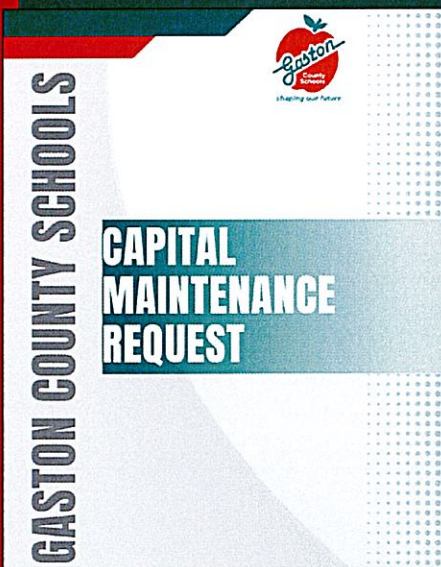
Peer Group Teacher Supplement Funding Comparison

School District	Per Capita Income	Average Teacher Salary Supplement	School District Rank (out of 115)
Gaston County	\$49,674	\$3,860	68
Peer Group			
Alamance-Burlington	\$48,980	\$6,568	20
Brunswick County	\$58,281	\$6,839	18
Cabarrus County	\$54,754	\$6,481	23
Catawba County	\$55,223	\$4,668	62
Cleveland County	\$45,126	\$6,017	31
Iredell-Statesville	\$64,437	\$4,384	69
Johnston County	\$49,672	\$6,507	22
Lincoln County	\$58,227	\$5,909	35
Onslow County	\$51,585	\$5,610	42
Union County	\$67,641	\$5,242	50
Average Peer Group	\$55,393	\$5,740	39

Peer Group Teacher Supplement Funding Comparison

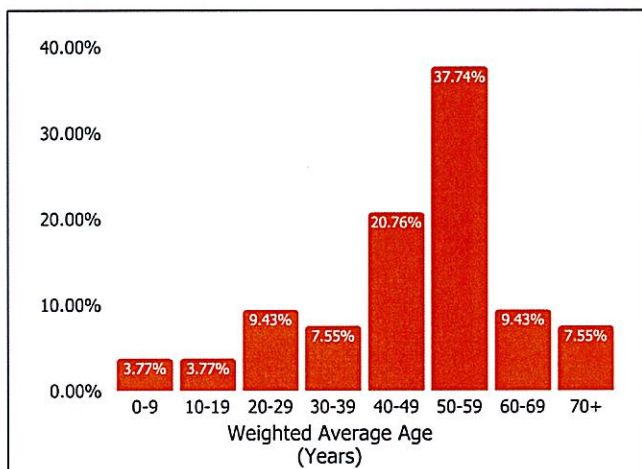
School District	Per Capita Income	Average Teacher Salary Supplement	School District Rank (out of 115)
Gaston County	\$49,674	\$3,860	68
Peer Group			
Alamance-Burlington	\$48,980	\$6,568	20
Brunswick County	\$58,281	\$6,839	18
Cabarrus County	\$54,754	\$6,481	23
Catawba County	\$55,223	\$4,668	62
Cleveland County	\$45,126	\$6,017	31
Iredell-Statesville	\$64,437	\$4,384	69
Johnston County	\$49,672	\$6,507	22
Lincoln County	\$58,227	\$5,909	35
Onslow County	\$51,585	\$5,610	42
Union County	\$67,641	\$5,242	50
Average Peer Group	\$55,393	\$5,740	39
GC Less Average Peer Group	-\$5,719	-\$1,880	29
Additional Teacher Funding Needed		\$3,652,192	

Capital Maintenance Request



- **5.1M** sq feet of school/office space
- Current funding \$0.44 per sq. foot or **\$2.2M**
- Peer group median funding \$1.35 per sq. foot or **\$6.9M**
- **75%** 40+ years old

Age of School Buildings



Weighted Average Age (Years)	Number of Schools
0-9	2
10-19	2
20-29	5
30-39	4
40-49	11
50-59	20
60-69	5
70+	4
Total	53

Capital Maintenance Request

\$2,227,000

Capital Maintenance and Repairs

- Capital maintenance funding has been \$2.2M each year for the last four years
- Targeted funding of \$6.9M by 2027-28
- Begin at \$2.2M in 2025-26, then \$4.5M in 2026-27 and \$6.9M in 2027-28

Request Summary

Operating Funds	Adopted Budget					Funding Request
	2020-2021	2021-2022	2022-2023	2023-2024	2024-2025	2025-2026
Sources of Revenue:						
Gaston County Appropriation	\$ 49,811,704	\$ 51,501,704	\$ 52,501,704	\$ 53,001,704	\$ 53,501,704	\$ 60,056,704
Student Chromebooks (1)	-	-	-	-	2,100,000	-
Fines and Forfeitures	700,000	700,000	700,000	700,000	700,000	700,000
Interest	50,000	50,000	50,000	50,000	100,000	100,000
Fund Balance Appropriated	-	-	-	-	-	-
Revenue	\$50,561,704	\$52,251,704	\$53,251,704	\$53,751,704	\$56,401,704	\$60,856,704
Expenses	\$50,561,704	\$52,251,704	\$53,251,704	\$53,751,704	\$56,401,704	\$60,856,704
Capital Maintenance Funds	Adopted Budget					Funding Request
	2020-2021	2021-2022	2022-2023	2023-2024	2024-2025	2025-2026
Sources of Revenue:						
County Capital Outlay (1)	\$ 1,227,000	\$ 2,227,000	\$ 2,227,000	\$ 2,227,000	\$ 2,227,000	\$ 2,227,000
State Funds	-	-	-	-	-	-
Revenue	\$1,227,000	\$2,227,000	\$2,227,000	\$2,227,000	\$2,227,000	\$2,227,000
Expenses	\$1,227,000	\$2,227,000	\$2,227,000	\$2,227,000	\$2,227,000	\$2,227,000

(1) Student Chromebook purchases were provided to GCS as County Capital Outlay in FY 2024-2025. It is being reported here as Gaston County Appropriation since it is not a capital asset.

Request Summary

Operating Request: **\$60.1 million**

- *Current Budget \$55.6 million*

Capital Maintenance Request: **\$2.2 million**

- *Maintaining 2024-25 level*

Total increase: **\$4.5 million**

